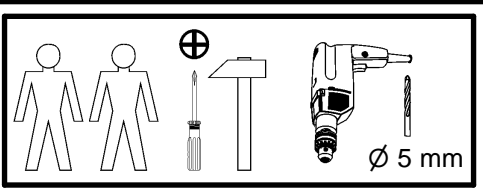
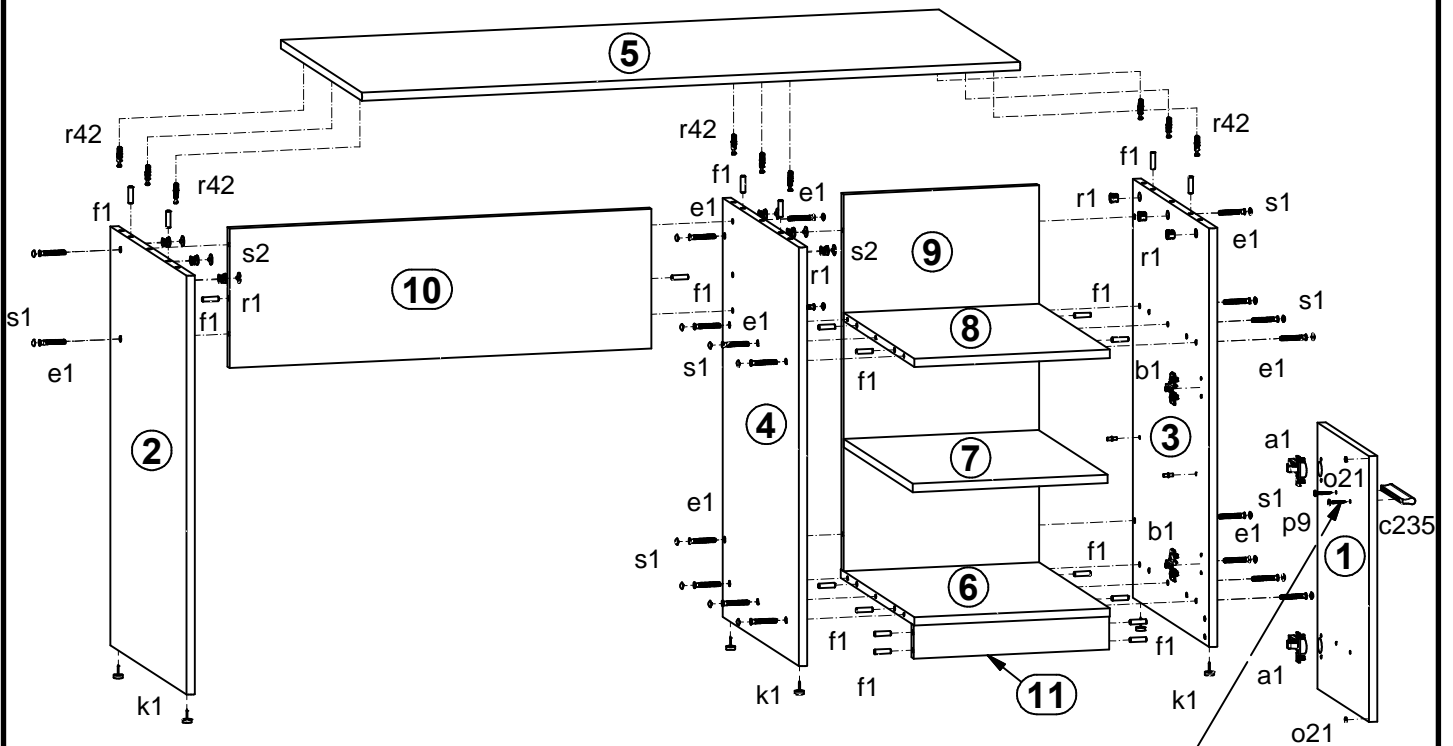
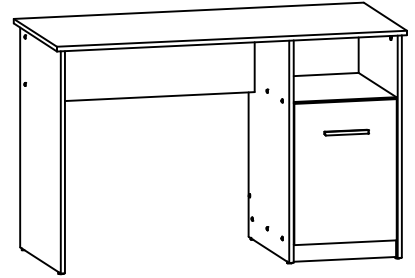


A	B	C	D	
1	S211-002	476	350	1/1
2	S211-111	750	520	1/1
3	S211-116	750	520	1/1
4	S211-117	750	520	1/1
5	S211-204	1200	553	1/1
6	S211-301	502	356	1/1
7	S211-302	470	355	1/1
8	S211-306	482	356	1/1
9	S211-401	675	356	1/1
10	S211-402	769	250	1/1
11	S211-403	356	60	1/1



2x a1	2x b1	1x L=96/128 mm c235	4x Ø5x17 mm d1	20x Ø7x50 mm e1	20x Ø8x30 mm f1	6x k1	2x silikon o21	2x Ø4x30 mm p9
9x Ø15x12 mm #16 r1	9x r42	20x s1	9x Ø16 s2	1x z1				