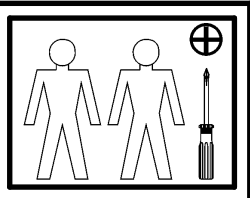
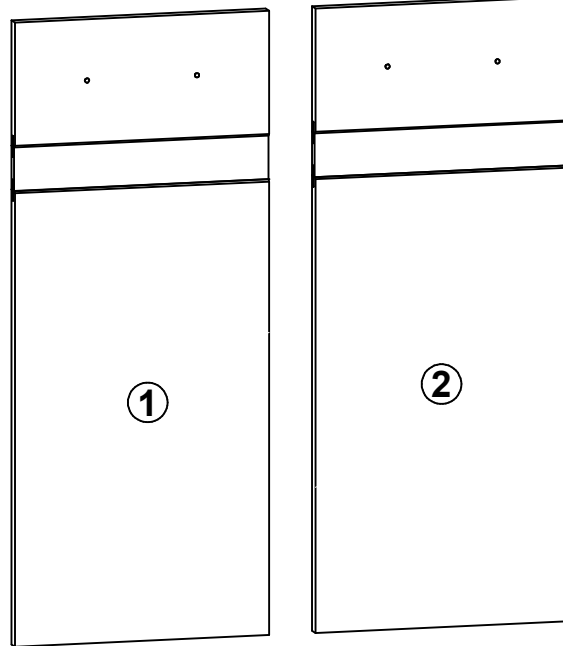



Junona Line

K24-D2D/60/82 Moduł B , B + A2

| A | B | C | D |
|------------------|---------|------|----------|
| K24-D2D/60/82 | | | |
| 1 | K24-026 | 296, | 713, 3/3 |
| 2 | K24-027 | 296, | 713, 3/3 |
| Moduł B , B + A2 | | | |
| 1 | K24-026 | 296, | 713, 2/2 |
| 2 | K24-027 | 296, | 713, 2/2 |



1

