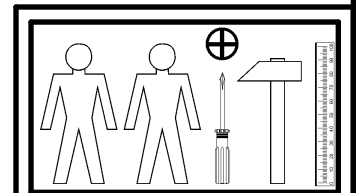
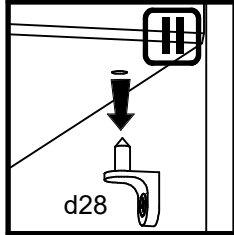
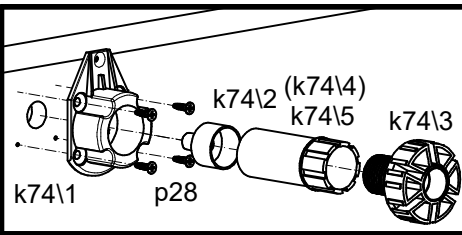
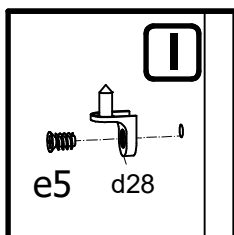
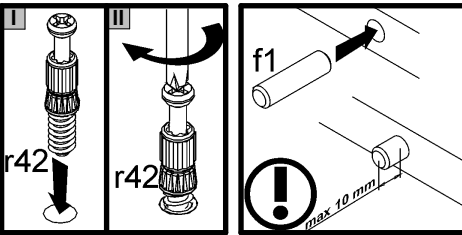

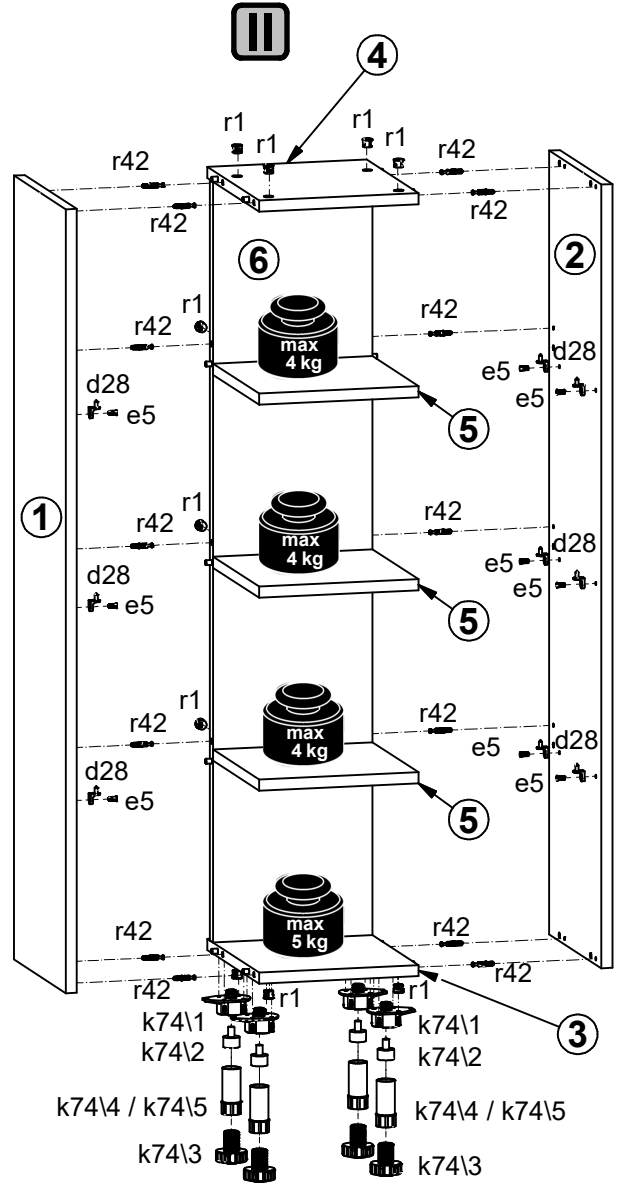
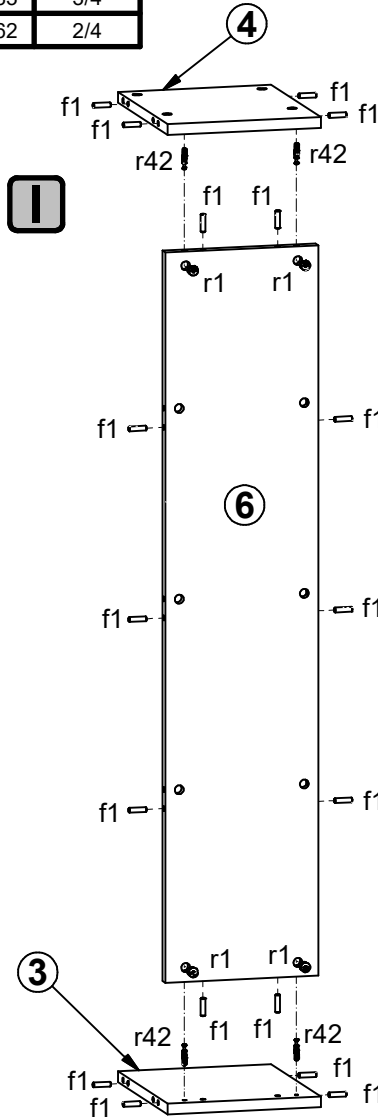
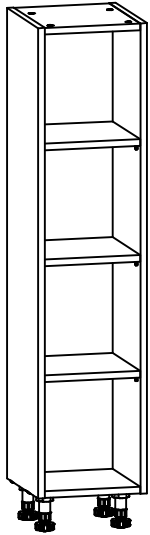
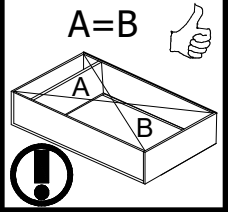


A

K38-RB-LAM-DREG-30/126/32

A	B	C	D
1	K38-1015	1263	320
2	K38-1016	1263	320
3	K38-3009	262	318
4	K38-3010	262 <td 318	
5	K38-3011	262	283
6	K38-4007	1226	262



12x d28	12x Ø6.3x13 mm e5	18x Ø8x30 mm f1	4x k74\1	4x k74\2	4x k74\3	16x Ø4x13 mm p28		4x k74\4
18x Ø15x12 mm #16 r1	18x 20/11 r42	3x Ø5x23 mm j45\2	6x M4x12 mm j45\1	2x k66\4	4x Ø3.5x13 mm p1	4x Ø16 s2		4x L-73 mm k74\5