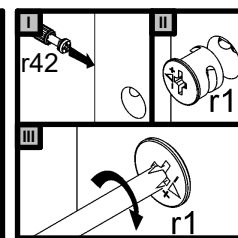
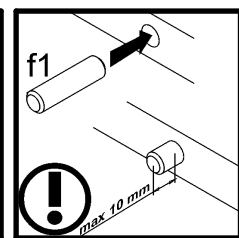
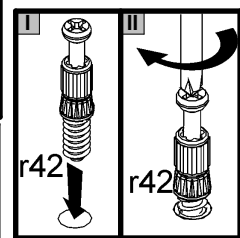

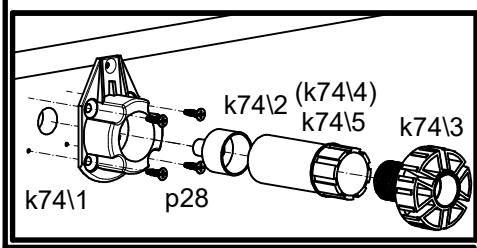
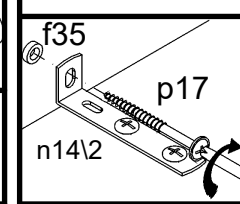
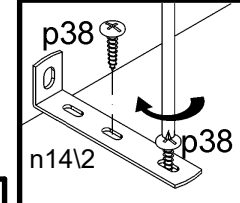
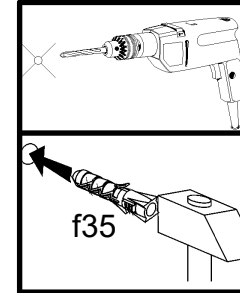
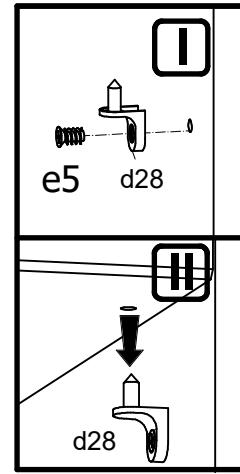
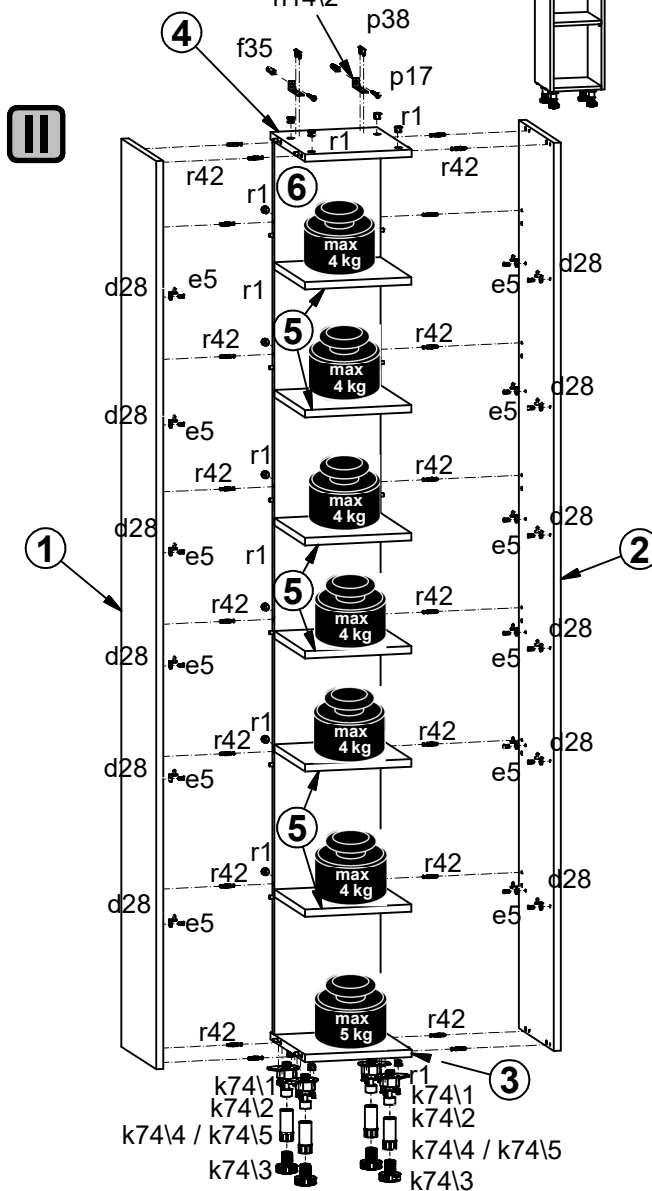
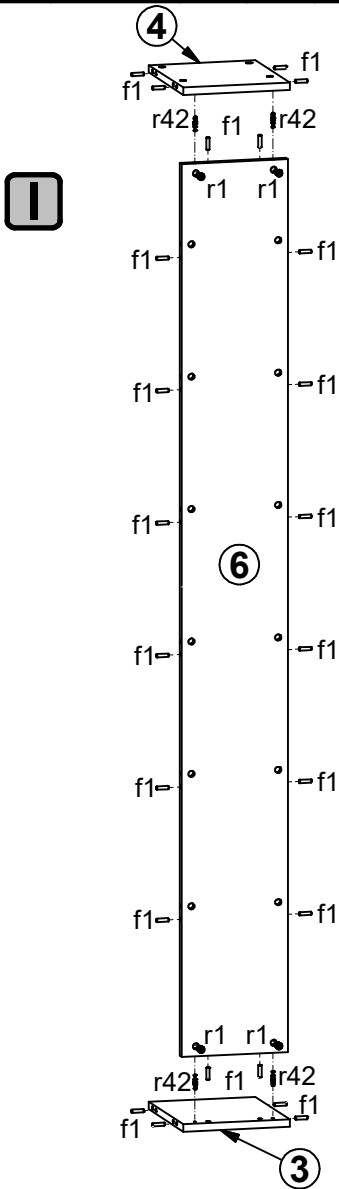
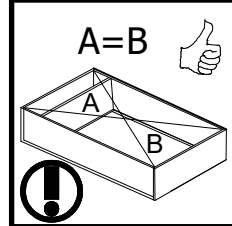
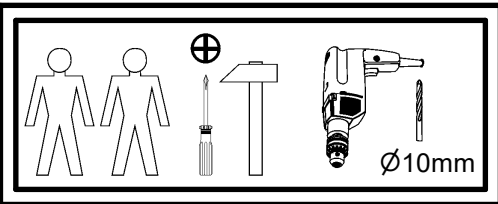


A

K38-RB-LAM-DREG-30/220/32

A	B	C	D	
1	K38-1033	2195	320	1/5
2	K38-1034	2195	320	1/5
3	K38-3009	262	318	1/5
4	K38-3010	262	318	1/5
5	K38-3011	262	283	3/5, 4/5
6	K38-4027	2158	262	2/5



24x d28	24x e5 Ø6.3x13 mm	24x f1 Ø8x30 mm	4x k74\1	4x k74\2	4x k74\3	16x p28 Ø4x13 mm	24x r1 Ø15x12 mm #16	24x r42 20/11
2x n14\2 88x21x15/1.5	4x p38 Ø3.5x16 mm	2x f35 Ø10x50 mm	2x p17 Ø5x60 mm	3x j45\2 Ø5x23 mm	6x j45\1 M4x12 mm	2x k66\4	4x p1 Ø3.5x13 mm	