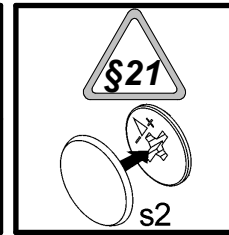
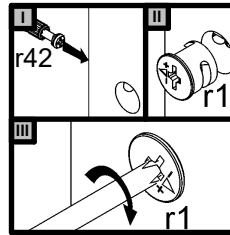
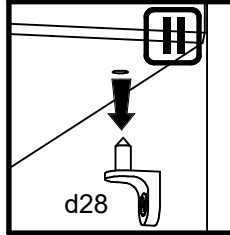
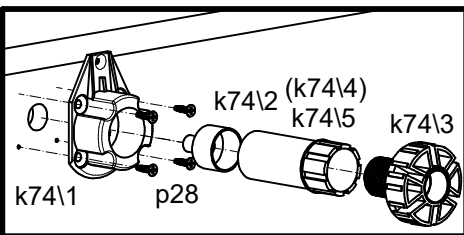
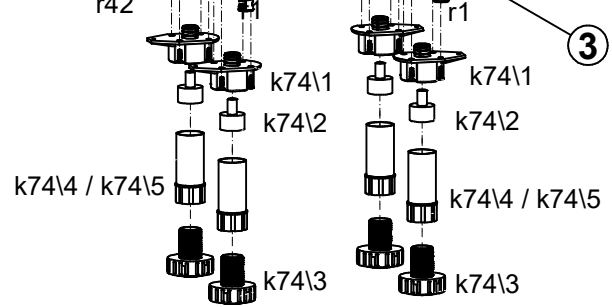
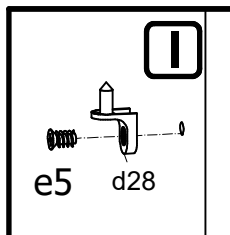
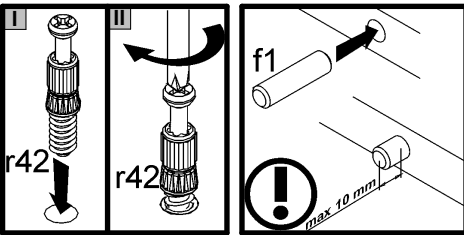
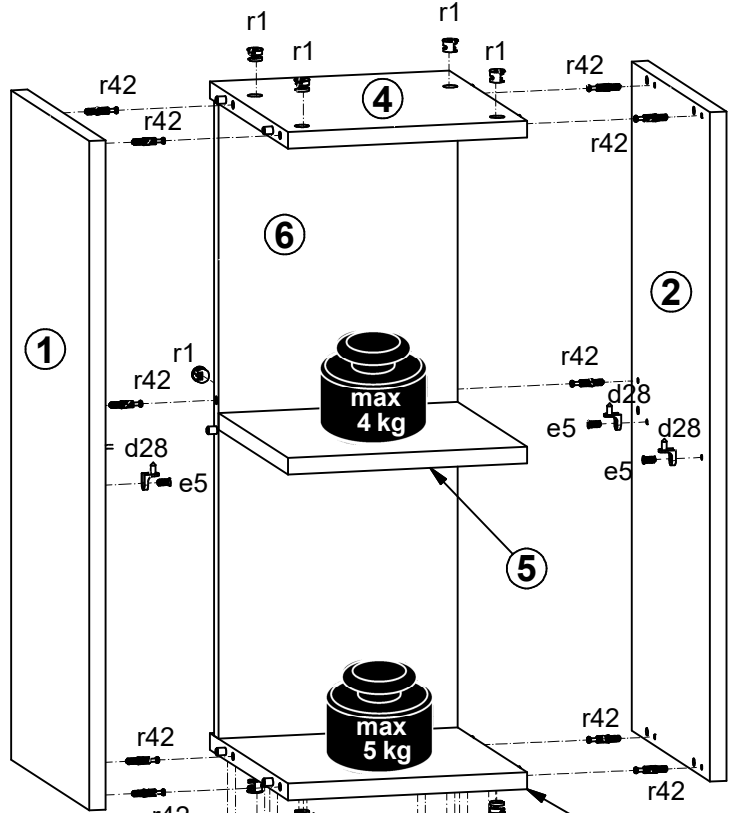
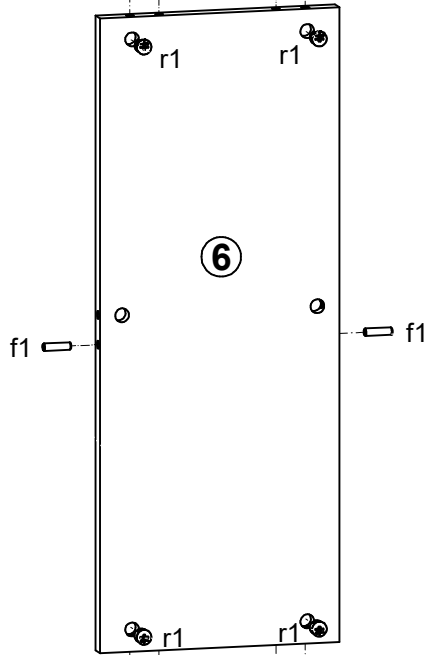

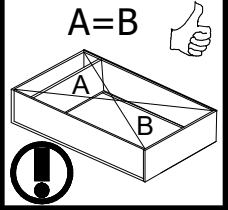
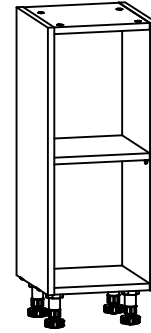
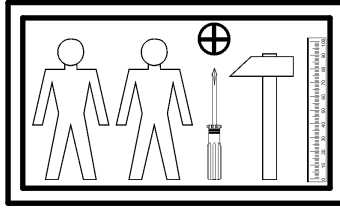


A

K38-RB-LAM-DREG-30/72/32

A	B	C	D	
1	K38-1031	719	320	1/4
2	K38-1032	719	320	1/4
3	K38-3009	262	318	1/4
4	K38-3010	262	318	1/4
5	K38-3011	262	283	3/4
6	K38-4019	682	262	2/4



4x d28	4x Ø6.3x13 mm e5	14x Ø8x30 mm f1	2x k66/4	4x k74/1	4x k74/2	4x k74/3		4x L-123mm k74/4
4x Ø3.5x13 mm p1	16x Ø4x13 mm p28	14x Ø15x12 mm #16 r1	14x 20/11 r42	3x Ø5x23 mm j45/2	6x M4x12 mm j45/1	4x Ø16 s2		4x L-73 mm k74/5