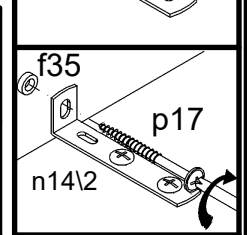

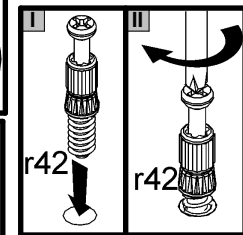
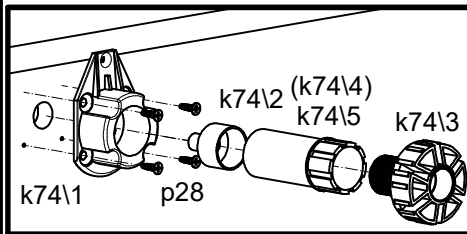
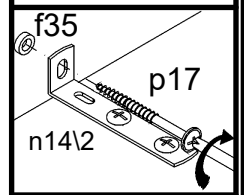
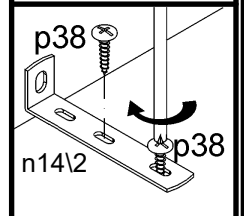
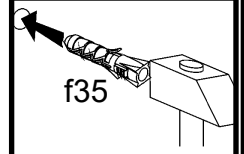
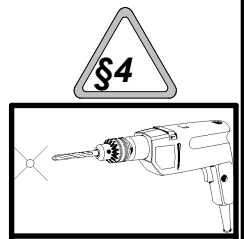
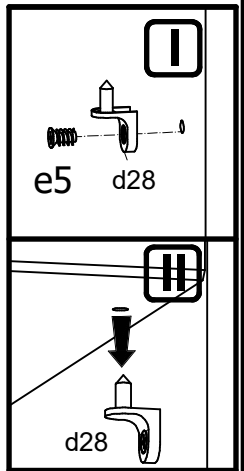
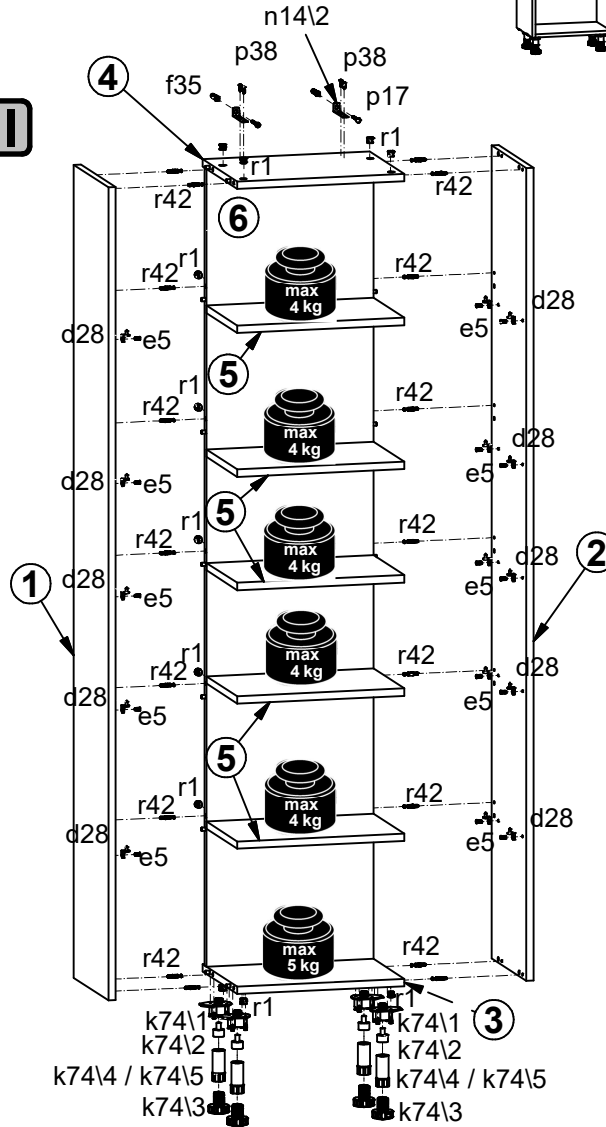
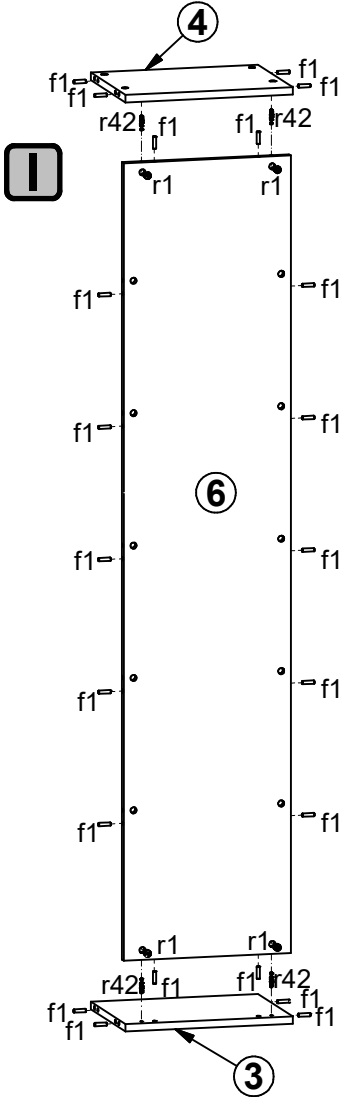
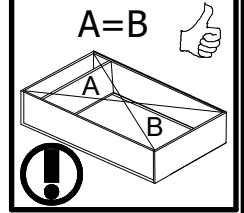
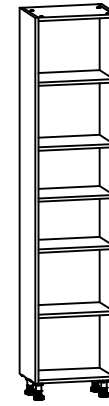



A

K38-RB-LAM-DREG-45/197/32

A	B	C	D	
1	K38-1007	1965	320	1/5
2	K38-1008	1965	320	1/5
3	K38-3028	412	318	1/5
4	K38-3029	412	318	1/5
5	K38-3030	412	283	3/5, 4/5
6	K38-4021	1928	412	2/5



20x d28	20x Ø6.3x13 mm e5	22x Ø8x30 mm f1	4x k74\1	4x k74\2	4x k74\3	16x Ø4x13 mm p28	22x Ø15x12 mm #16 r1	22x 20/11 r42
2x n14\2	4x Ø3.5x16 mm p38	2x Ø10x50 mm f35	2x Ø5x60 mm p17	3x Ø5x23 mm j45\2	6x M4x12 mm j45\1	2x k66\4	4x Ø3.5x13 mm p1	