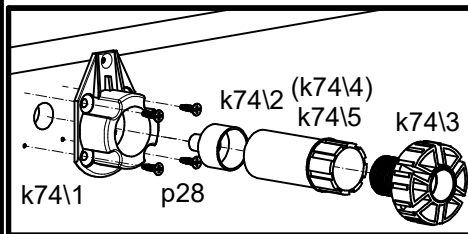
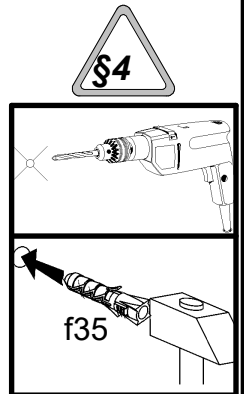
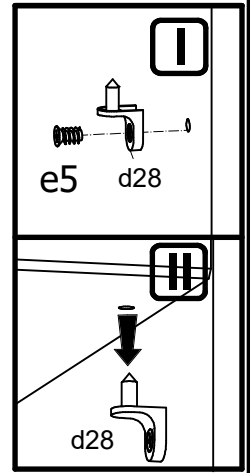
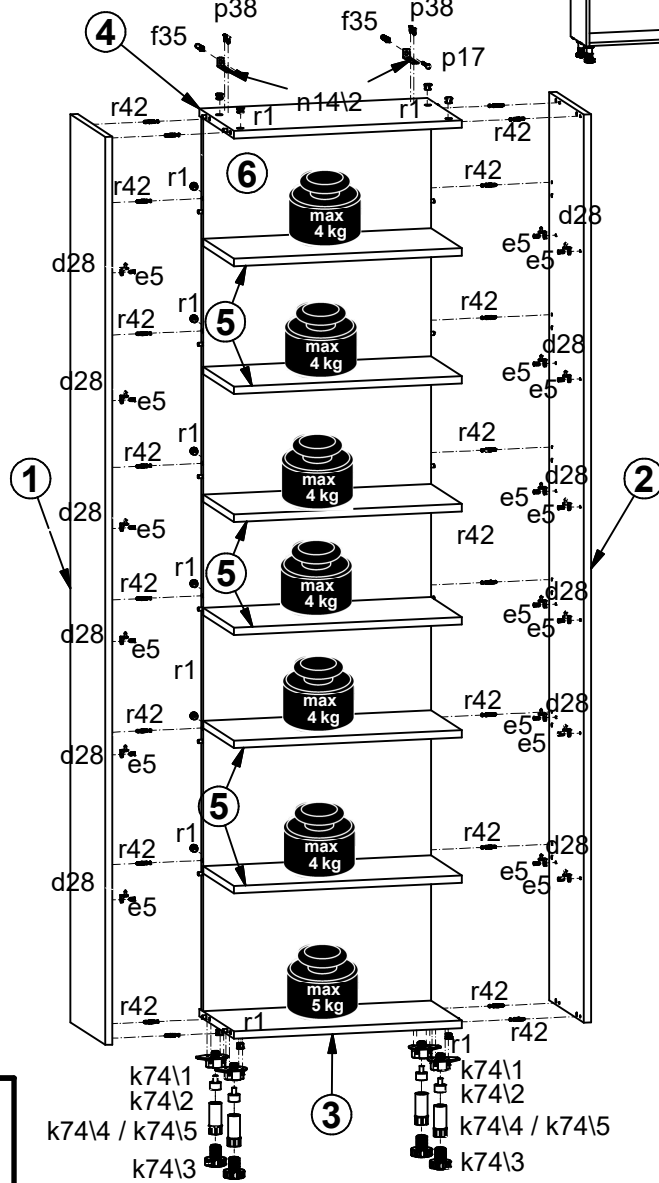
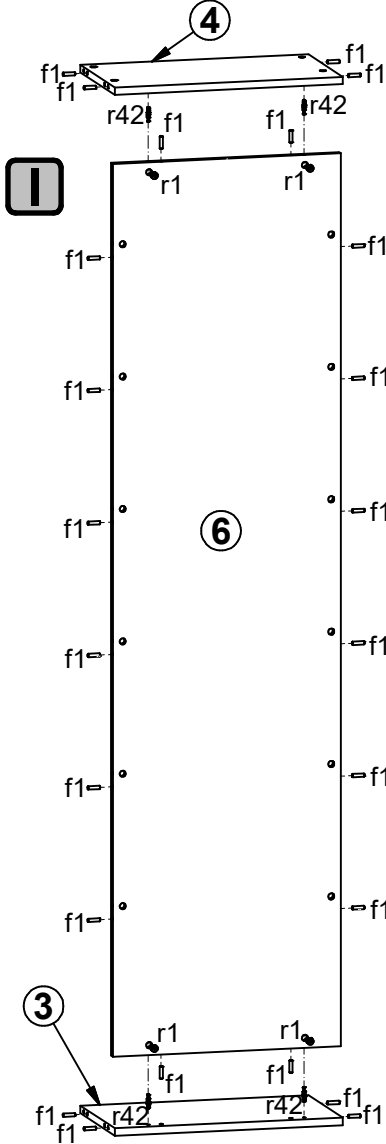
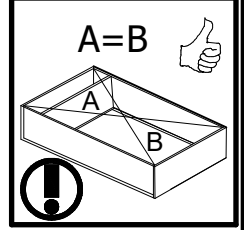
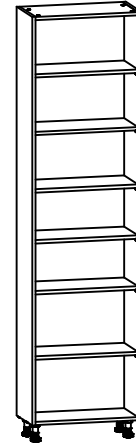
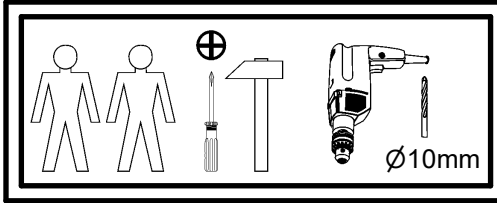



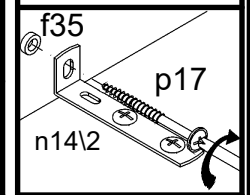
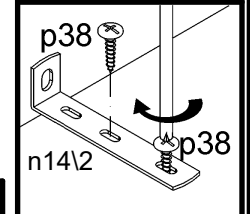
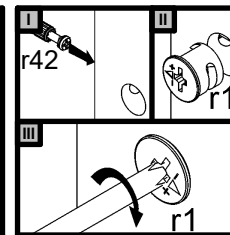
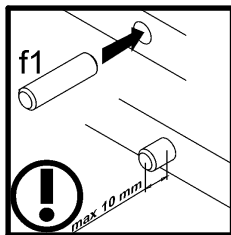
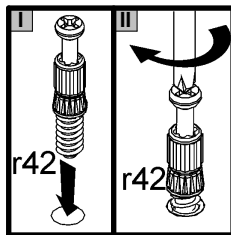
**A**

**K38-RB-LAM-DREG-60/220/32**

A	B	C	D	
1	K38-1033	2195	320	1/5
2	K38-1034	2195	320	1/5
3	K38-3004	562	318	1/5
4	K38-3005	562	318	1/5
5	K38-3006	562	283	3/5, 4/5
6	K38-4026	2158	562	2/5



k74/1  
k74/2  
k74/4 / k74/5  
k74/3



24x d28	24x Ø6.3x13 mm e5	24x Ø8x30 mm f1	4x k74/1	4x k74/2	4x k74/3	16x Ø4x13 mm p28	24x Ø15x12 mm #16 r1	24x 20/11 r42
2x n14/2	4x Ø3.5x16 mm p38	2x Ø10x50 mm f35	2x Ø5x60 mm p17	3x Ø5x23 mm j45/2	6x M4x12 mm j45/1	2x k66/4	4x Ø3.5x13 mm p1	