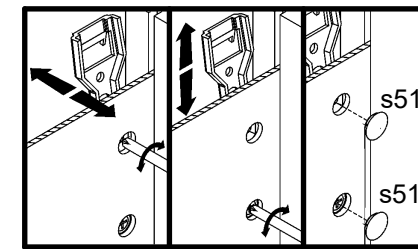
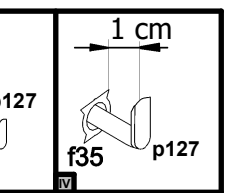
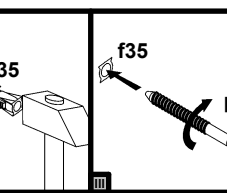
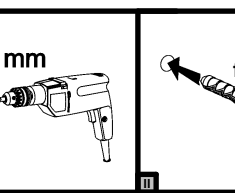
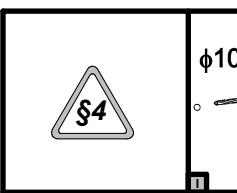
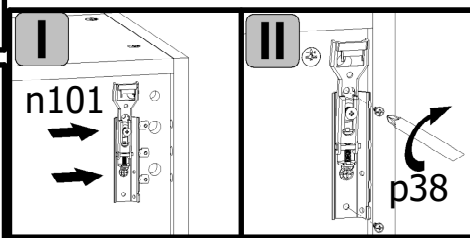
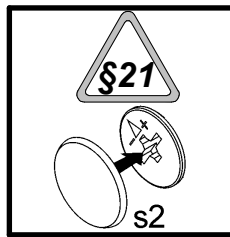

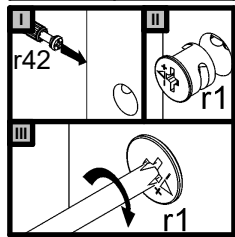
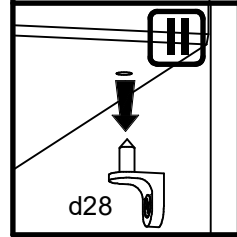

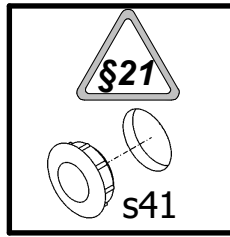
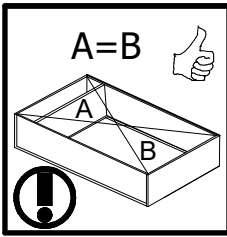
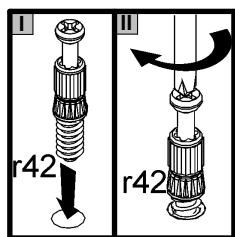
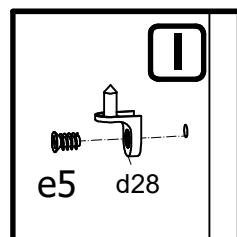
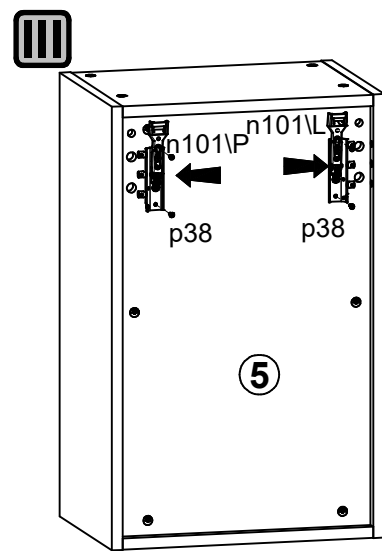
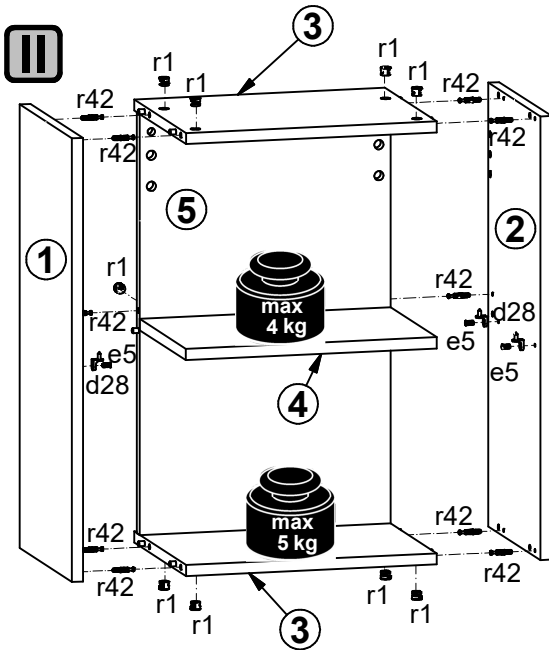
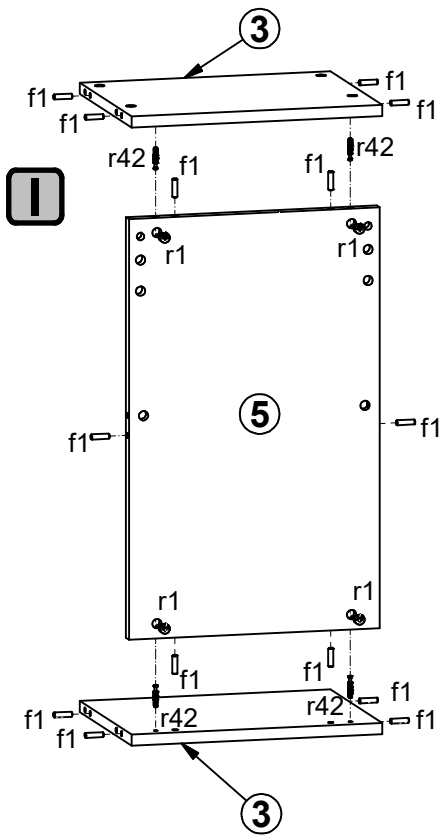
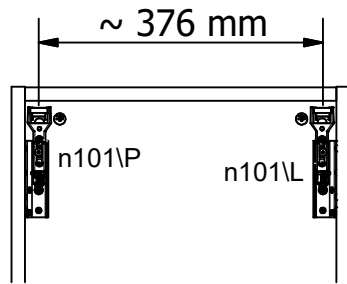
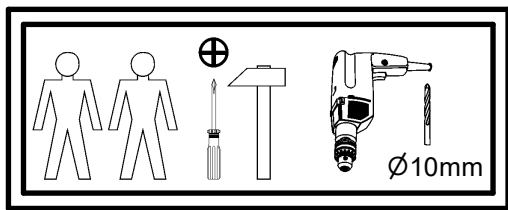


**A**

**K38-RB-LAM-GREG-45/72/32**

A	B	C	D	
1	K38-1035	715	320	1/3
2	K38-1036	715	320	1/3
3	K38-3029	412	318	1/3
4	K38-3030	412	283	3/3
5	K38-4034	678	412	2/3



4x  d28	4x  e5 Ø6.3x13 mm	14x  f1 Ø8x30 mm	1x  n101L	1x  n101P	4x  p38 Ø3.5x16 mm	14x  r1 Ø15x12 mm #16	14x  r42 20/11 Ø10x50 mm	2x  f35 Ø10x50 mm
2x  p127 Ø6x60 mm	3x  j45/2 Ø5x23 mm	6x  j45/1 M4x12 mm	2x  j53 M4x25 mm			4x  s2 Ø16	2x  s41 Ø12x4 mm	4x  s51 Ø15