

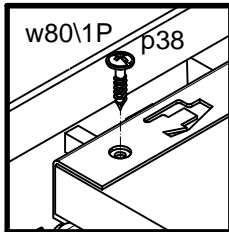
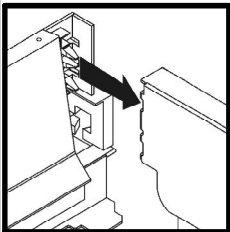
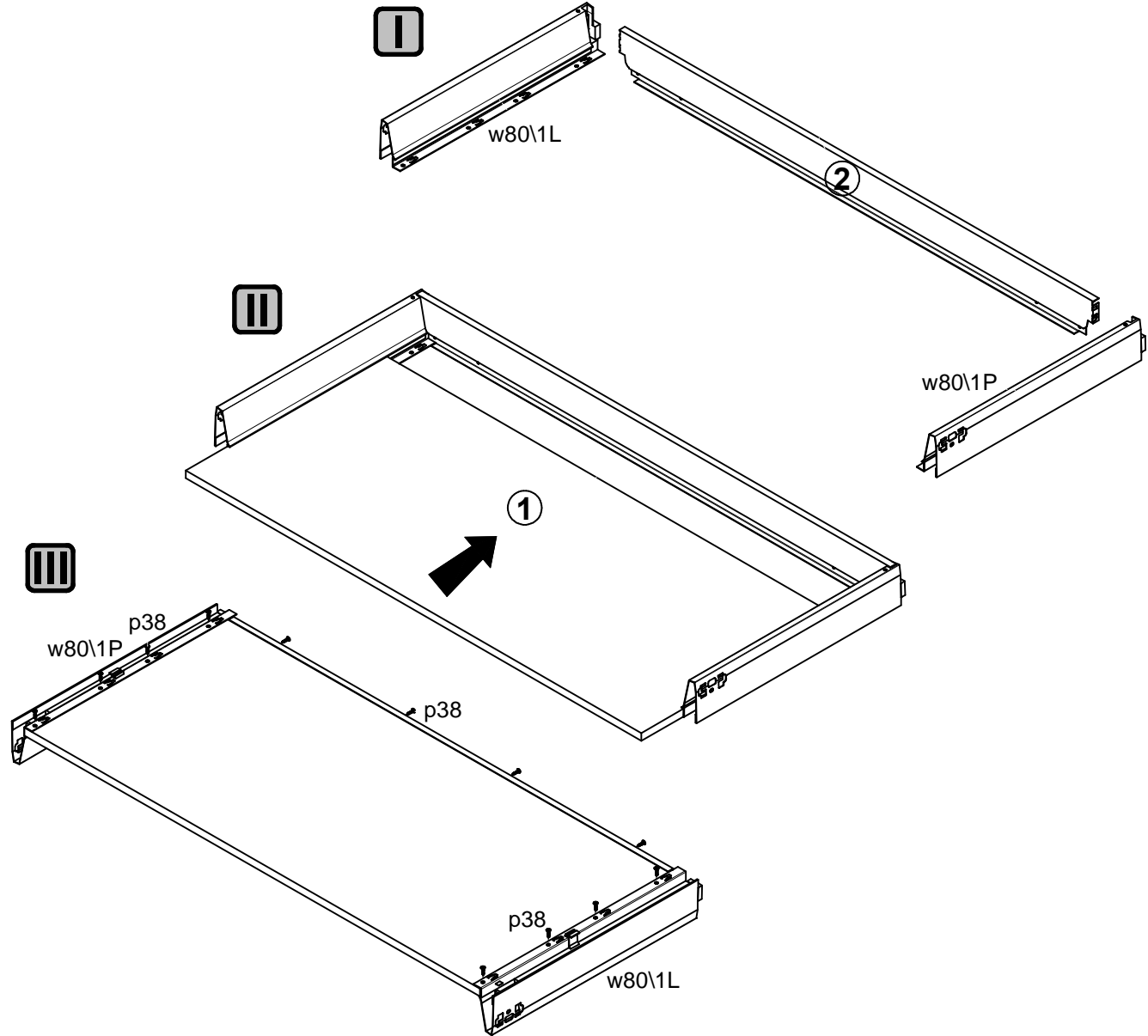
# SPK SZUFLADY INTIVO: DSI/90-N, DSI/120-N

## DSI/90-N

A	B	C
1	QS1-3323	478 792
2	w32_9	

## DSI/120-N

A	B	C
1	QS1-3342	478 1092
2	w32\10	



8x φ6,3x13 mm <b>e5</b>	2x 32x16x13,1 mm <b>n56</b>	4x φ3,5x13 mm <b>p27</b>	12x φ3,5x16 mm <b>p38</b>	1x L-500 (30 kg) <b>w30\1L</b>	1x L-500 (30 kg) <b>w30\1P</b>	2x <b>w33\2</b>	2x <b>w35\1</b>	1x <b>w80\1L</b>
1x <b>w80\1P</b>	1x 90° <b>w32\9</b>	1x 120° <b>w32\10</b>						

