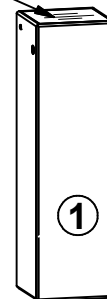
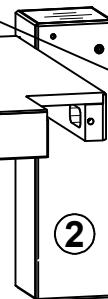
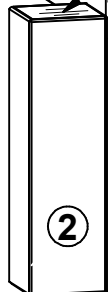
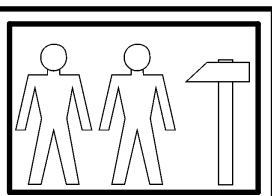
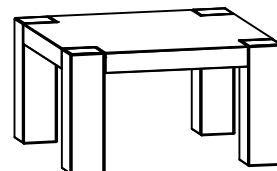


ŁAWA KWADRAT 87

A	B	C	D
1	S01-123	485	140
2	S01-124	485	140
3	S01-238	870	870



- 4x $\phi 8 \times 30$ mm f1
- 8x M8x40 mm j54
- 4x $\phi 30$ k46
- 8x 22x14,5x4,5/2,2 mm r40
- 1x 6mm z16

